

# MyLaps.com

## Results of EM-MX65 - 1. free practice - EM-MX65





**Date** Jun 9, 2007 10:55:00 AM  
**Event** EMX65 EMX85 - Uhre [09-06-2007]  
**Group** EM-MX65  
**Track** Uhre banen (1.648 )  
**Tasks**

- Show Lapchart
- Show My Laps

Herni


**Best Lap Tm** 2:19.681 **In Lap** 6  
**Best Speed** 42.474 **by** Tim Gajser

Pos	No.	Name	Best Tm	In Lap	Best Spd (Mph)	Diff	Gap	Laps	Additi
1	3	Tim Gajser	2:19.681	6	42.474			7	-
2	23	Matteo Cavallo	2:22.865	7	41.527	3.184	3.184	8	-
3	99	Jorge Zaragoza	2:25.500	8	40.775	5.819	2.635	8	-
4	9	Andriv Rostyslav	2:26.882	6	40.392	7.201	1.382	6	-
5	10	Davy Pootjes	2:28.135	5	40.050	8.454	1.253	7	-
6	122	> Casper Nielsen	2:28.153	8	40.045	8.472	0.018	8	!
7	55	Rain Koch	2:30.763	6	39.352	11.082	2.610	7	-
8	32	Donny Berfelo	2:31.014	7	39.286	11.333	0.251	7	-
9	50	Jeppe Sten	2:31.245	4	39.226	11.564	0.231	7	!
10	28	Nichlas Bjerregaard	2:31.628	4	39.127	11.947	0.383	8	-
11	98	Bas Vaessen	2:35.559	4	38.139	15.878	3.931	7	-
12	30	Rene De Jong	2:36.025	6	38.025	16.344	0.466	6	-
13	77	Jordi Van Nobelen	2:36.594	5	37.887	16.913	0.569	6	-
14	35	Rasmus Nielsen	2:36.664	5	37.870	16.983	0.070	5	!
15	47	Volodymyr Tarasov	2:37.497	5	37.669	17.816	0.833	7	-
16	41	Tilo Wittlerbäumer	2:38.035	4	37.541	18.354	0.538	7	-
17	86	Francois Y. Beys	2:38.693	4	37.385	19.012	0.658	6	-
18	22	Emanuaele Facchetti	2:38.940	2	37.327	19.259	0.247	6	-
19	26	Sebastian Reitz	2:40.039	5	37.071	20.358	1.099	8	!
20	72	Daniel Kicka	2:41.580	4	36.717	21.899	1.541	6	-
21	97	Michael Ivanov	2:42.205	4	36.576	22.524	0.625	6	-
22	141	Giulio Stoppa	2:43.919	4	36.193	24.238	1.714	5	-
23	103	Nicolo Tagmanini	2:45.168	5	35.920	25.487	1.249	6	-
24	88	Cliff Dijkstra	2:45.688	5	35.807	26.007	0.520	7	-
25	96	Mikkel Keller	2:45.876	6	35.766	26.195	0.188	6	-
26	74	Jaimie Van Sikkelerus	2:47.378	7	35.446	27.697	1.502	7	!
27	40	Nick Skorja	2:48.176	5	35.277	28.495	0.798	7	-
28	24	Jonas Skriver Ipsen	2:54.326	7	34.033	34.645	6.150	7	-
29	27	Jan Vykutil	2:57.018	2	33.515	37.337	2.692	6	-
30	152	Thomas Marini	2:58.702	3	33.199	39.021	1.684	5	-
31	37	Daniel G. Schirocki	2:59.045	1	33.136	39.364	0.343	1	-
32	53	Maciej Wieckowski	3:00.992	2	32.779	41.311	1.947	5	-

33	38	Wesley Mars	3:06.007	2	31.896	46.326	5.015	5	-
34	54	Kamil Wawer	3:12.496	4	30.820	52.815	6.489	6	-
35	61	Rickard Bergvall	 3:13.404	3	30.676	53.723	0.908	5	 -
36	60	Simon Olsson	3:22.617	2	29.281	1:02.936	9.213	5	-
37	62	Anton Bodin	 4:31.766	1	21.831	2:12.085	1:09.149	4	 -

---

©2007 Mylaps.com



# MyLaps.com







## Results of EM-MX65 - 2. free practice - EM-MX65

**Date** Jun 9, 2007 1:10:00 PM  
**Event** EMX65 EMX85 - Uhre [09-06-2007]  
**Group** EM-MX65  
**Track** Uhre banen (1.648 )  
**Tasks**

- Show Lapchart
- Show My Laps


Herni

Best Lap Tm		2:23.768		In Lap		6			
Best Speed		41.266		by		Tim Gajser			
Pos	No.	Name	Best Tm	In Lap	Best Spd (Mph)	Diff	Gap	Laps	Additi
1	3	Tim Gajser	2:23.768	6	41.266			7	-
2	10	Davy Pootjes	2:24.139	8	41.160	0.371	0.371	8	-
3	55	Rain Koch	2:24.629	4	41.021	0.861	0.490	7	-
4	50	Jeppe Sten	2:26.143	4	40.596	2.375	1.514	7	!
5	99	Jorge Zaragoza	2:26.497	4	40.498	2.729	0.354	7	-
6	9	Andriv Rostyslav	2:26.631	3	40.461	2.863	0.134	6	-
7	122	> Casper Nielsen <	2:26.733	4	40.433	2.965	0.102	8	!
8	23	Matteo Cavallo	2:26.905	4	40.385	3.137	0.172	7	-
9	32	Donny Berfelo	2:26.960	7	40.370	3.192	0.055	7	-
10	28	Nichlas Bjerregaard	2:29.579	7	39.663	5.811	2.619	7	-
11	86	Francois Y. Beys	2:32.797	6	38.828	9.029	3.218	6	-
12	98	Bas Vaessen	2:32.844	7	38.816	9.076	0.047	7	-
13	22	Emanuaele Facchetti	2:33.429	6	38.668	9.661	0.585	6	-
14	72	Daniel Kicka	2:33.451	6	38.663	9.683	0.022	7	-
15	30	Rene De Jong	2:35.195	5	38.228	11.427	1.744	5	-
16	35	Rasmus Nielsen	2:35.198	2	38.227	11.430	0.003	3	!
17	97	Michael Ivanov	2:35.460	2	38.163	11.692	0.262	7	-
18	47	Volodymyr Tarasov	2:36.259	6	37.968	12.491	0.799	8	-
19	77	Jordi Van Nobelen	2:38.329	2	37.471	14.561	2.070	7	-
20	41	Tilo Wittlerbäumer	2:39.264	3	37.251	15.496	0.935	7	-
21	141	Giulio Stoppa	2:40.272	2	37.017	16.504	1.008	7	-
22	26	Sebastian Reitz	2:40.686	2	36.922	16.918	0.414	7	!
23	38	Wesley Mars	2:43.999	6	36.176	20.231	3.313	7	-
24	152	Thomas Marini	2:44.442	5	36.078	20.674	0.443	6	-
25	96	Mikkel Keller	2:45.070	5	35.941	21.302	0.628	6	-
26	88	Cliff Dijkstra	2:46.056	3	35.728	22.288	0.986	3	-
27	40	Nick Skorja	2:46.168	7	35.704	22.400	0.112	7	-
28	74	Jaimie Van Sikkelerus	2:46.209	6	35.695	22.441	0.041	6	!
29	27	Jan Vykutil	2:48.749	5	35.158	24.981	2.540	6	-
30	103	Nicolo Tagmanini	2:49.048	2	35.095	25.280	0.299	5	-
31	24	Jonas Skriver Ipsen	2:51.229	5	34.648	27.461	2.181	7	-
32	54	Kamil Wawer	2:56.374	2	33.638	32.606	5.145	5	-

33	53	Maciej Wieckowski	2:57.439	4	33.436	33.671	1.065	6	-
34	61	Rickard Bergvall	 3:08.478	2	31.477	44.710	11.039	3	 -
35	62	Anton Bodin	 3:25.035	2	28.936	1:01.267	16.557	5	 -
36	60	Simon Olsson	4:03.900	1	24.325	1:40.132	38.865	1	-
37	29	Alexander Nielsen	 --:--:--:--	0	-			0	 -
38	37	Daniel G. Schirocki	--:--:--:--	0	-			0	-

---

©2007 Mylaps.com



# MyLaps.com





## Results of EM-MX65 - Qualifying pratice - EM-MX65

**Date** Jun 9, 2007 3:10:00 PM  
**Event** EMX65 EMX85 - Uhre [09-06-2007]  
**Group** EM-MX65  
**Track** Uhre banen (1.648 )  
**Tasks**

- Show Lapchart
- Show My Laps


Herni

Best Lap Tm		2:24.328		In Lap		4			
Best Speed		41.106		by		Tim Gajser			
Pos	No.	Name	Best Tm	In Lap	Best Spd (Mph)	Diff	Gap	Laps	Additi
1	3	Tim Gajser	2:24.328	4	41.106			8	-
2	55	Rain Koch	2:24.459	3	41.069	0.131	0.131	6	-
3	9	Andriv Rostyslav	2:27.088	6	40.335	2.760	2.629	6	-
4	35	Rasmus Nielsen	2:27.786	5	40.145	3.458	0.698	5	-
5	50	Jeppe Sten	2:28.767	8	39.880	4.439	0.981	8	-
6	99	Jorge Zaragoza	2:28.828	6	39.863	4.500	0.061	6	-
7	10	Davy Pootjes	2:30.323	5	39.467	5.995	1.495	7	-
8	23	Matteo Cavallo	2:30.712	6	39.365	6.384	0.389	7	-
9	122	> Casper Nielsen <	2:31.582	4	39.139	7.254	0.870	7	-
10	32	Donny Berfelo	2:31.660	6	39.119	7.332	0.078	7	-
11	28	Nichlas Bjerregaard	2:32.508	4	38.902	8.180	0.848	7	-
12	86	Francois Y. Beys	2:32.648	7	38.866	8.320	0.140	7	-
13	98	Bas Vaessen	2:33.330	7	38.693	9.002	0.682	7	-
14	22	Emanuaele Facchetti	2:34.813	3	38.322	10.485	1.483	7	-
15	72	Daniel Kicka	2:36.373	7	37.940	12.045	1.560	7	-
16	30	Rene De Jong	2:37.027	7	37.782	12.699	0.654	7	-
17	26	Sebastian Reitz	2:39.007	7	37.312	14.679	1.980	7	-
18	77	Jordi Van Nobelen	2:41.264	6	36.789	16.936	2.257	7	-
19	41	Tilo Wittlerbäumer	2:41.285	3	36.785	16.957	0.021	7	-
20	97	Michael Ivanov	2:41.293	3	36.783	16.965	0.008	7	-
21	47	Volodymyr Tarasov	2:42.612	3	36.484	18.284	1.319	7	-
22	96	Mikkel Keller	2:46.527	3	35.627	22.199	3.915	6	-
23	152	Thomas Marini	2:47.514	5	35.417	23.186	0.987	6	-
24	40	Nick Skorja	2:47.598	5	35.399	23.270	0.084	7	-
25	103	Nicolo Tagmanini	2:48.004	5	35.313	23.676	0.406	6	-
26	141	Giulio Stoppa	2:50.698	3	34.756	26.370	2.694	6	-
27	38	Wesley Mars	2:51.206	3	34.653	26.878	0.508	7	-
28	88	Cliff Dijkstra	2:51.482	4	34.597	27.154	0.276	6	-
29	74	Jaimie Van Sikkelerus	2:52.461	4	34.401	28.133	0.979	7	-
30	27	Jan Vykutil	2:53.012	6	34.291	28.684	0.551	6	-
31	24	Jonas Skriver Ipsen	2:56.176	3	33.675	31.848	3.164	7	-
32	53	Maciej Wieckowski	2:58.735	2	33.193	34.407	2.559	7	-

33	54	Kamil Wawer	2:59.338	3	33.082	35.010	0.603	6	-
34	61	Rickard Bergvall	 3:14.166	3	30.555	49.838	14.828	5	 -
35	62	Anton Bodin	 3:20.236	5	29.629	55.908	6.070	5	 -
36	60	Simon Olsson	3:23.309	4	29.181	58.981	3.073	5	-

---

©2007 Mylaps.com



# MyLaps.com





## Results of EM-MX65 - Warmup - Qualified EM-MX65 riders

**Date** Jun 10, 2007 11:15:00 AM  
**Event** EMX65 EMX85 - Uhre [09-06-2007]  
**Group** EM-MX65  
**Track** Uhre banen (1.648 )  
**Tasks**

- Show Lapchart
- Show My Laps

Herni


Best Lap Tm		2:26.221		In Lap		5			
Best Speed		40.574		by		Tim Gajser			
Pos	No.	Name	Best Tm	In Lap	Best Spd (Mph)	Diff	Gap	Laps	Additi
1	3	Tim Gajser	2:26.221	5	40.574			7	-
2	10	Davy Pootjes	2:37.687	2	37.624	11.466	11.466	6	-
3	55	Rain Koch	2:38.088	4	37.528	11.867	0.401	7	-
4	9	Andriv Rostyslav	2:38.957	6	37.323	12.736	0.869	7	-
5	50	Jeppe Sten	2:39.061	6	37.299	12.840	0.104	8	-
6	23	Matteo Cavallo	2:39.589	4	37.175	13.368	0.528	7	-
7	32	Donny Berfelo	2:41.577	3	36.718	15.356	1.988	7	-
8	28	Nichlas Bjerregaard	2:42.646	3	36.477	16.425	1.069	6	-
9	122	> Casper Nielsen <	2:42.843	5	36.433	16.622	0.197	7	-
10	30	Rene De Jong	2:43.661	5	36.251	17.440	0.818	5	-
11	47	Volodymyr Tarasov	2:43.686	6	36.245	17.465	0.025	7	-
12	99	Jorge Zaragoza	2:44.605	2	36.043	18.384	0.919	7	-
13	22	Emanuaele Facchetti	2:46.360	3	35.662	20.139	1.755	6	-
14	97	Michael Ivanov	2:46.392	6	35.656	20.171	0.032	7	-
15	98	Bas Vaessen	2:47.393	3	35.442	21.172	1.001	6	-
16	35	Rasmus Nielsen	2:48.245	3	35.263	22.024	0.852	5	-
17	77	Jordi Van Nobelen	2:50.476	4	34.801	24.255	2.231	6	-
18	72	Daniel Kicka	2:50.555	2	34.785	24.334	0.079	7	-
19	74	Jaimie Van Sikkelerus	2:53.652	5	34.165	27.431	3.097	5	-
20	41	Tilo Wittlerbäumer	2:55.821	4	33.743	29.600	2.169	6	-
21	86	Francois Y. Beys	2:57.579	1	33.409	31.358	1.758	2	-
22	26	Sebastian Reitz	2:57.948	5	33.340	31.727	0.369	6	-
23	40	Nick Skorja	2:58.297	3	33.275	32.076	0.349	6	-
24	53	Maciej Wieckowski	2:59.196	4	33.108	32.975	0.899	7	-
25	103	Nicolo Tagmanini	2:59.741	3	33.007	33.520	0.545	6	-
26	141	Giulio Stoppa	3:02.401	5	32.526	36.180	2.660	6	-
27	96	Mikkel Keller	3:03.781	6	32.282	37.560	1.380	6	-
28	38	Wesley Mars	3:04.533	4	32.150	38.312	0.752	5	-
29	88	Cliff Dijkstra	3:05.411	3	31.998	39.190	0.878	4	-
30	152	Thomas Marini	3:05.492	4	31.984	39.271	0.081	5	-
31	24	Jonas Skriver Ipsen	3:06.351	4	31.837	40.130	0.859	6	-
32	27	Jan Vykutíl	3:06.694	3	31.778	40.473	0.343	5	-

33	54	Kamil Wawer	3:13.298	3	30.693	47.077	6.604	5	-
34	60	Simon Olsson	3:29.439	3	28.327	1:03.218	16.141	6	-
35	61	Rickard Bergvall	 3:29.512	2	28.317	1:03.291	0.073	3	 -
36	62	Anton Bodin	 3:52.032	1	25.569	1:25.811	22.520	1	 -

---

©2007 Mylaps.com





# MyLaps.com





## Results of EM-MX65 - 1. heat - EM-MX65 riders

**Date** Jun 10, 2007 2:05:00 PM  
**Event** EMX65 EMX85 - Uhre [09-06-2007]  
**Group** EM-MX65  
**Track** Uhre banen (1.648 )  
**Tasks**

- Show Lapchart
- Show My Laps


Herni

Best Lap Tm		2:32.660		In Lap		1			
Best Speed		38.863		by		Tim Gajser			
Pos	No.	Name	Laps	Total Tm	Diff	Best Tm	In Lap	Best Spd (Mph)	Additi
1	3	Tim Gajser	7	18:37.377		2:32.660	1	38.863	-
2	10	Davy Pootjes	7	19:12.213	34.836	2:38.435	6	37.446	-
3	9	Andriv Rostyslav	7	19:12.311	34.934	2:37.684	6	37.625	-
4	99	Jorge Zaragoza	7	19:32.029	54.652	2:39.786	4	37.130	-
5	50	Jeppe Sten	7	19:40.465	1:03.088	2:36.970	2	37.796	
6	55	Rain Koch	7	20:03.416	1:26.039	2:41.051	2	36.838	-
7	23	Matteo Cavallo	7	20:19.254	1:41.877	2:37.951	2	37.561	-
8	30	Rene De Jong	7	20:23.516	1:46.139	2:48.256	4	35.261	-
9	35	Rasmus Nielsen	7	20:33.983	1:56.606	2:44.208	3	36.130	
10	72	Daniel Kicka	7	20:47.783	2:10.406	2:48.674	6	35.173	-
11	26	Sebastian Reitz	7	20:49.157	2:11.780	2:46.473	6	35.638	
12	28	Nichlas Bjerregaard	7	21:01.649	2:24.272	2:48.659	4	35.176	-
13	122	> Casper Nielsen <	7	21:12.457	2:35.080	2:47.724	4	35.372	
14	77	Jordi Van Nobelen	7	21:14.252	2:36.875	2:48.525	7	35.204	-
15	47	Volodymyr Tarasov	7	21:17.214	2:39.837	2:48.485	4	35.213	-
16	86	Francois Y. Beys	7	21:26.289	2:48.912	2:49.301	4	35.043	-
17	98	Bas Vaessen	7	21:27.295	2:49.918	2:52.234	7	34.446	-
18	41	Tilo Wittlerbäumer	7	21:30.190	2:52.813	2:55.365	4	33.831	-
19	96	Mikkel Keller	6	18:39.748	1 Lap	2:56.557	3	33.603	-
20	74	Jaimie Van Sikkelerus	6	18:45.749	6.001	2:57.100	6	33.500	
21	22	Emanuaele Facchetti	6	18:50.186	10.438	2:52.577	4	34.378	-
22	32	Donny Berfelo	6	18:53.342	13.594	2:47.695	4	35.379	-
23	38	Wesley Mars	6	19:04.010	24.262	2:58.971	6	33.150	-
24	103	Nicolo Tagmanini	6	19:05.229	25.481	3:00.994	6	32.779	-
25	53	Maciej Wieckowski	6	19:28.562	48.814	3:03.071	4	32.407	-
26	97	Michael Ivanov	6	19:29.917	50.169	2:52.313	5	34.430	-
27	24	Jonas Skriver Ipsen	6	20:40.220	2:00.472	3:12.308	5	30.851	-
28	40	Nick Skorja	6	20:50.561	2:10.813	3:09.096	6	31.375	-
29	27	Jan Vykutii	6	20:57.076	2:17.328	3:06.210	4	31.861	-
30	141	Giulio Stoppa	6	20:59.724	2:19.976	3:13.273	1	30.696	-
31	54	Kamil Wawer	6	21:05.644	2:25.896	3:14.367	5	30.524	-
32	60	Simon Olsson	6	21:56.173	3:16.425	3:28.586	1	28.443	-

33	61	Rickard Bergvall	 5	20:12.870 2 Laps	3:37.733	3	27.248	 -
34	152	Thomas Marini	5	20:29.887 17.017	3:15.951	1	30.277	-
35	88	Cliff Dijkstra	5	22:55.069 2:42.199	2:57.413	2	33.441	-
36	62	Anton Bodin	 0	--:--:--:--	--:--:--:--	0	-	 -

---

©2007 Mylaps.com



# MyLaps.com

## Results of EM-MX65 - 2. heat - EM-MX65 riders

**Date** Jun 10, 2007 3:55:00 PM  
**Event** EMX65 EMX85 - Uhre [09-06-2007]  
**Group** EM-MX65  
**Track** Uhre banen (1.648 )  
**Tasks**

- Show Lapchart
- Show My Laps


Herni

**Best Lap Tm** 2:34.001 **In Lap** 1  
**Best Speed** 38.524 **by** Tim Gajser

Pos	No.	Name	Laps	Total Tm	Diff	Best Tm	In Lap	Best Spd (Mph)	Additi
1	3	Tim Gajser	7	18:51.725		2:34.001	1	38.524	-
2	50	Jeppe Sten	7	19:30.824	39.099	2:39.575	3	37.179	-
3	10	Davy Pootjes	7	19:38.977	47.252	2:40.343	1	37.001	-
4	32	Donny Berfelo	7	19:41.020	49.295	2:43.452	3	36.297	-
5	35	Rasmus Nielsen	7	20:21.173	1:29.448	2:43.434	3	36.301	-
6	122	> Casper Nielsen <	7	20:29.227	1:37.502	2:45.054	3	35.945	-
7	30	Rene De Jong	7	20:37.438	1:45.713	2:46.771	6	35.575	-
8	99	Jorge Zaragoza	7	20:44.371	1:52.646	2:43.043	1	36.388	-
9	28	Nichlas Bjerregaard	7	20:56.294	2:04.569	2:49.770	3	34.946	-
10	98	Bas Vaessen	7	21:01.264	2:09.539	2:51.018	3	34.691	-
11	72	Daniel Kicka	7	21:19.668	2:27.943	2:52.875	7	34.318	-
12	9	Andriv Rostyslav	7	21:21.139	2:29.414	2:41.434	4	36.751	-
13	55	Rair Koch	7	21:21.342	2:29.617	2:37.613	2	37.642	-
14	26	Sebastian Reitz	7	21:35.489	2:43.764	2:53.899	2	34.116	-
15	47	Volodymyr Tarasov	7	21:36.201	2:44.476	2:52.127	5	34.468	-
16	77	Jordi Van Nobelen	7	21:36.954	2:45.229	2:58.240	5	33.285	-
17	41	Tilo Wittlerbäumer	7	22:15.560	3:23.835	2:54.502	4	33.998	-
18	86	Francois Y. Beys	6	18:53.280	1 Lap	2:54.473	4	34.004	-
19	88	Cliff Dijkstra	6	18:56.503	3.223	2:56.351	4	33.642	-
20	22	Emanuaele Facchetti	6	19:02.595	9.315	2:56.727	2	33.570	-
21	38	Wesley Mars	6	19:09.438	16.158	2:59.377	4	33.074	-
22	54	Kamil Wawer	6	19:15.070	21.790	3:00.732	4	32.827	-
23	103	Nicolo Tagmanini	6	19:27.603	34.323	3:01.135	4	32.753	-
24	53	Maciej Wieckowski	6	19:55.207	1:01.927	3:05.710	2	31.947	-
25	74	Jaimie Van Sikkelerus	6	20:17.397	1:24.117	3:04.015	6	32.241	-
26	97	Michael Ivanov	6	20:32.154	1:38.874	3:00.886	6	32.799	-
27	24	Jonas Skriver Ipsen	6	20:41.981	1:48.701	3:14.295	4	30.535	-
28	141	Giulio Stoppa	6	21:13.795	2:20.515	3:13.988	4	30.583	-
29	96	Mikkel Keller	6	21:29.214	2:35.934	3:09.070	4	31.379	-
30	27	Jan Vykutii	6	21:37.609	2:44.329	3:15.564	3	30.337	-
31	40	Nick Skorja	6	21:57.888	3:04.608	3:14.548	3	30.495	-
32	61	Rickard Bergvall	6	22:30.127	3:36.847	3:28.772	3	28.418	-

33	60	Simon Olsson	5	20:00.136	2 Laps	3:27.106	3	28.646	-
34	152	Thomas Marini	4	15:21.456	3 Laps	3:07.617	2	31.622	-
35	23	Matteo Cavallo	0	31.795	7 Laps	--:--:--	0	-	-

©2007 Mylaps.com



# MyLaps.com

## Results of EM-MX65 - Samlet på dagen

**Event** EMX65 EMX85 - Uhre [09-06-2007]

**Group** EM-MX65

**Track** Uhre banen (1.648 )

Pos	No.	Name	Total points	F
1	3	Tim Gajser	50	2
2	10	Davy Pootjes	42	2
3	50	Jeppe Sten	38	1
4	99	Jorge Zaragoza	31	1
5	9	Andriv Rostyslav	29	2
6	35	Rasmus Nielsen	28	1
7	30	Rene De Jong	27	1
8	122	> Casper Nielsen <	23	£
9	55	Rain Koch	23	1
10	28	Nichlas Bjerregaard	21	9
11	72	Daniel Kicka	21	1
12	32	Donny Berfelo	18	0
13	26	Sebastian Reitz	17	1
14	98	Bas Vaessen	15	4
15	23	Matteo Cavallo	14	1
16	47	Volodymyr Tarasov	12	6
17	77	Jordi Van Nobelen	12	7
18	86	Francois Y. Beys	8	5
19	41	Tilo Wittlerbäumer	7	3
20	88	Cliff Dijkstra	2	0
21	96	Mikkel Keller	2	2
22	22	Emanuaele Facchetti	1	0
23	74	Jaimie Van Sikkelerus	1	1
24	38	Wesley Mars	0	0
25	103	Nicolo Tagmanini	0	0
26	53	Maciej Wieckowski	0	0
27	97	Michael Ivanov	0	0
28	54	Kamil Wawer	0	0
29	24	Jonas Skriver Ipsen	0	0
30	141	Giulio Stoppa	0	0
31	27	Jan Vykutil	0	0
32	40	Nick Skorja	0	0
33	60	Simon Olsson	0	0
34	61	Rickard Bergvall	0	0
35	152	Thomas Marini	0	0
36	62	Anton Bodin	0	0

This session was created from 2 other sessions in this, or other events. The names of the sessions used in the result, are listed below.

**R1.** - 1. heat - EM-MX65 riders

**R2.** - 2. heat - EM-MX65 riders

©2007 Mylaps.com